

# Payment Agreement

# Payment Agreement

## Summary

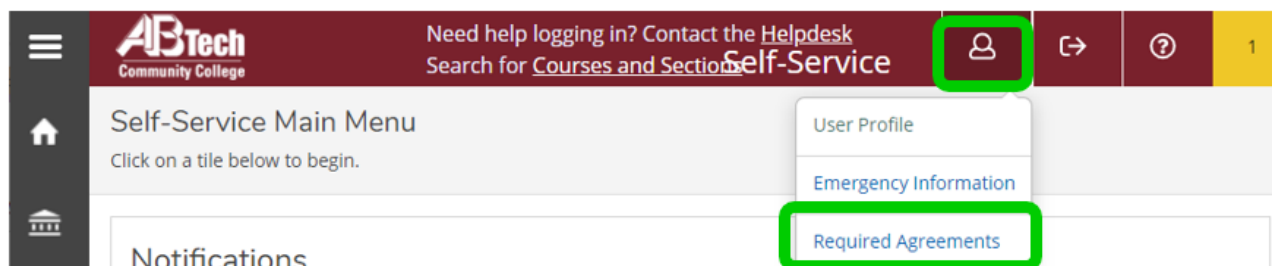
In order to register for curriculum (college-credit) classes at A-B Tech, you must electronically agree to A-B Tech's Payment Agreement.

Payment agreements are added to student accounts at the beginning of each registration period.

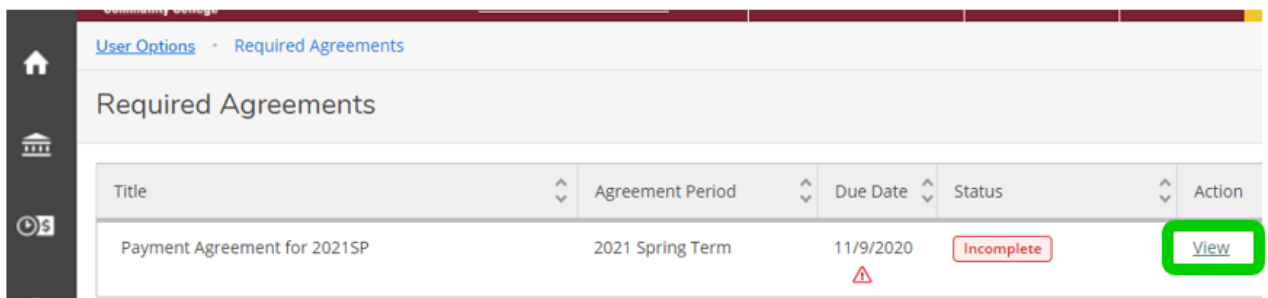
*Please Note: accepting the payment agreement is separate from the financial aid application process.*

## Instructions

1. Log in to Self-Service.
2. Click on the red user icon on the red bar across the top and select "Required Agreements" from the drop-down menu that appears.

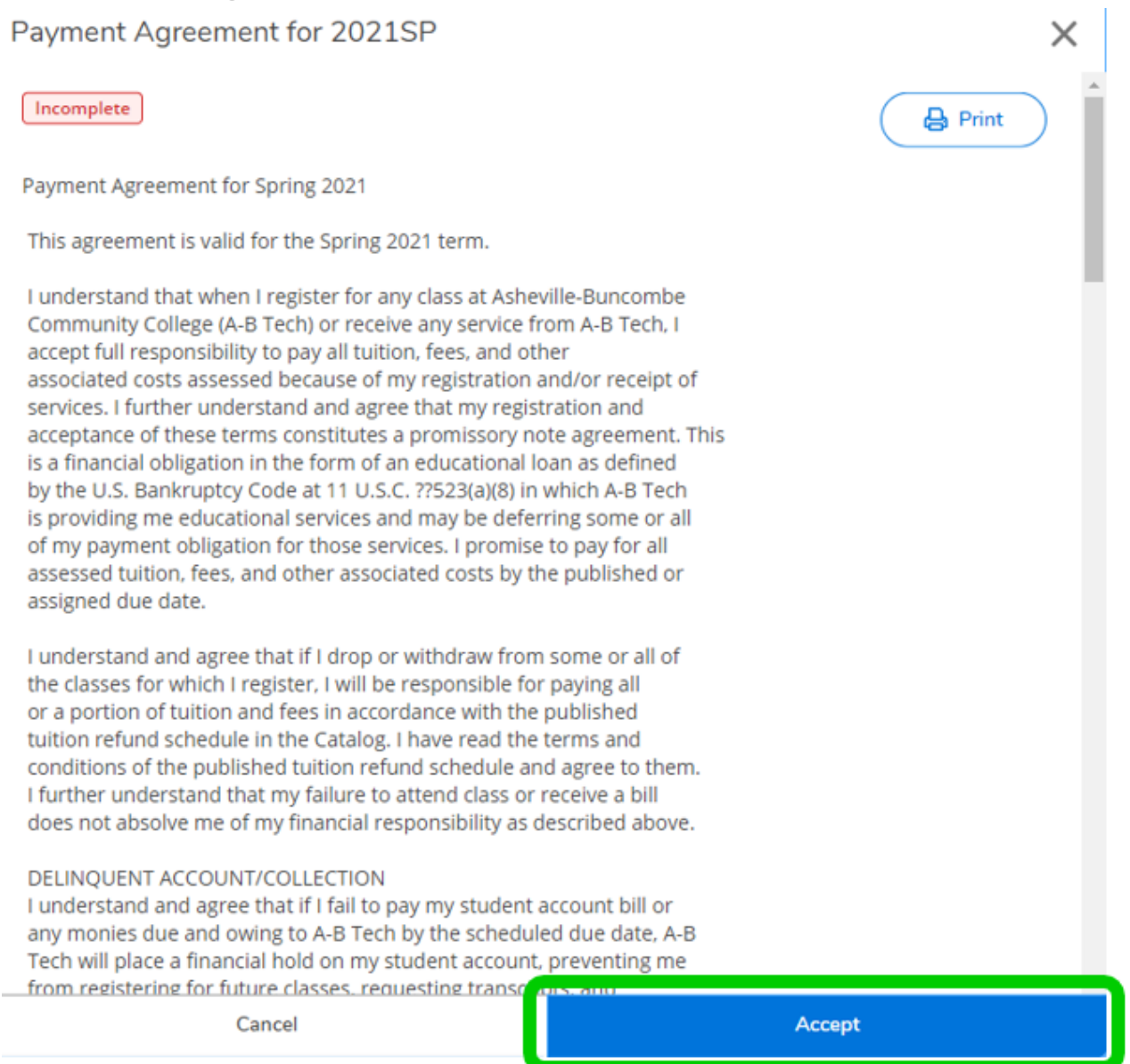


3. Click on "View" next to the agreement listed for the semester you want to register for.



Title	Agreement Period	Due Date	Status	Action
Payment Agreement for 2021SP	2021 Spring Term	11/9/2020	Incomplete	View

4. Read through the agreement and then click on the blue "Accept" button in the lower-right corner.



Payment Agreement for 2021SP

Incomplete

Print

Payment Agreement for Spring 2021

This agreement is valid for the Spring 2021 term.

I understand that when I register for any class at Asheville-Buncombe Community College (A-B Tech) or receive any service from A-B Tech, I accept full responsibility to pay all tuition, fees, and other associated costs assessed because of my registration and/or receipt of services. I further understand and agree that my registration and acceptance of these terms constitutes a promissory note agreement. This is a financial obligation in the form of an educational loan as defined by the U.S. Bankruptcy Code at 11 U.S.C. ??523(a)(8) in which A-B Tech is providing me educational services and may be deferring some or all of my payment obligation for those services. I promise to pay for all assessed tuition, fees, and other associated costs by the published or assigned due date.

I understand and agree that if I drop or withdraw from some or all of the classes for which I register, I will be responsible for paying all or a portion of tuition and fees in accordance with the published tuition refund schedule in the Catalog. I have read the terms and conditions of the published tuition refund schedule and agree to them. I further understand that my failure to attend class or receive a bill does not absolve me of my financial responsibility as described above.

**DELINQUENT ACCOUNT/COLLECTION**

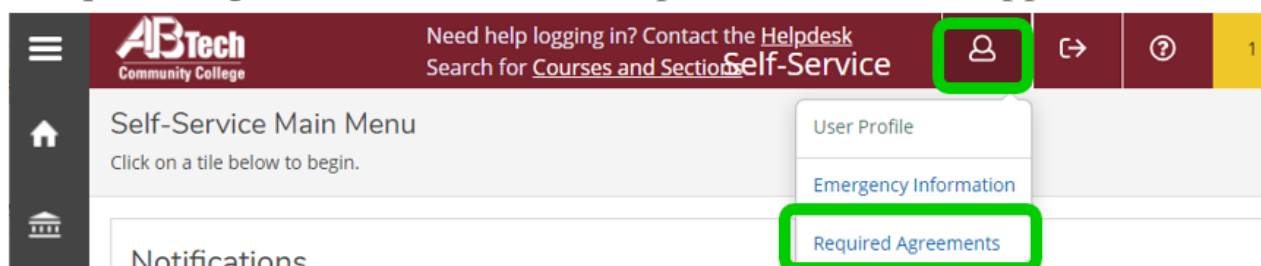
I understand and agree that if I fail to pay my student account bill or any monies due and owing to A-B Tech by the scheduled due date, A-B Tech will place a financial hold on my student account, preventing me from registering for future classes, requesting transcripts, and

Cancel Accept

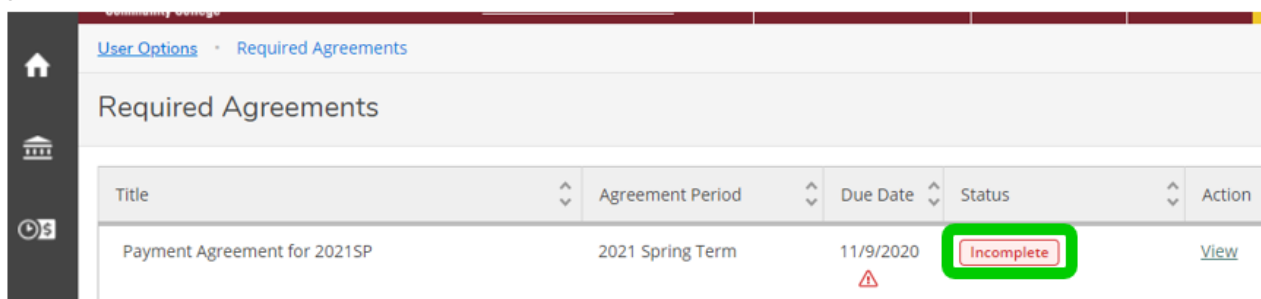
After completing the agreement, your Self-Service account will be updated immediately and automatically. This agreement must be completed again for each semester.

## Verifying the Agreement Has Been Completed

1. Log in to Self-Service.
2. Click on the red user icon on the red bar across the top and select "Required Agreements" from the drop-down menu that appears.



3. Look at the **status** of the semester you wish to register for. It will either say "Accepted" if you have completed the agreement or "Incomplete" if you have not.



The screenshot shows the "Required Agreements" page in the ABTech Self-Service portal. The page has a breadcrumb trail: "User Options > Required Agreements". Below the breadcrumb is a table with the following data:

Title	Agreement Period	Due Date	Status	Action
Payment Agreement for 2021SP	2021 Spring Term	11/9/2020	Incomplete	<a href="#">View</a>

The "Incomplete" status in the table is highlighted with a green box.

**Key Words:** FRA, STFA, Student Financial Agreement, Payment Agreement

Online URL: <https://info.abtech.edu/article.php?id=542>